

VF I SERIES

IN-LINE BOOSTER FAN



DESCRIPTION

- Fan body is made of steel construction with powder coated baked paint.
- Fluted on both ends to be easy mounted inline with the existing duct work to increase air flow
- Motor features a permanently lubricated bearing that operates quietly and requires no maintenance

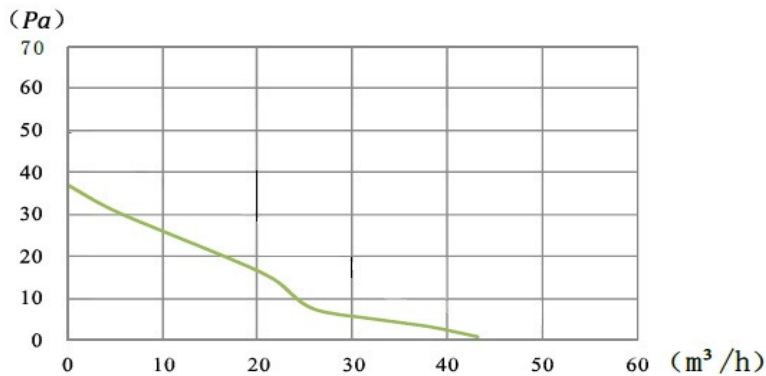
PERFORMANCE

MODEL	SPEED	VOLTAGE	CURRENT (AMPS)	POWER (kW)	SPEED (RPM)	AIRFLOW (m ³ /h)	AIR PRESSURE (Pa)	NOISE (dB)
VF-I-100	SET SPEED	230/50	0.11	0.015	2600	43	36	
VF-I-150	SET SPEED	230/50	0.32	0.034	2450	258	75	
VF-I-200	SET SPEED	230/50	0.31	0.04	2350	501	20	

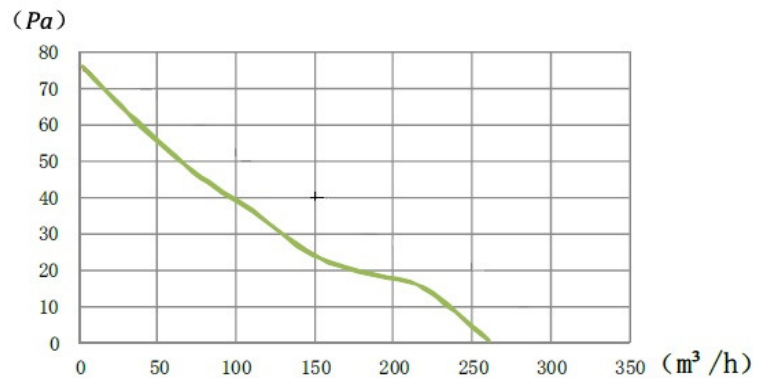
PERFORMANCE CURVES

SET SPEED

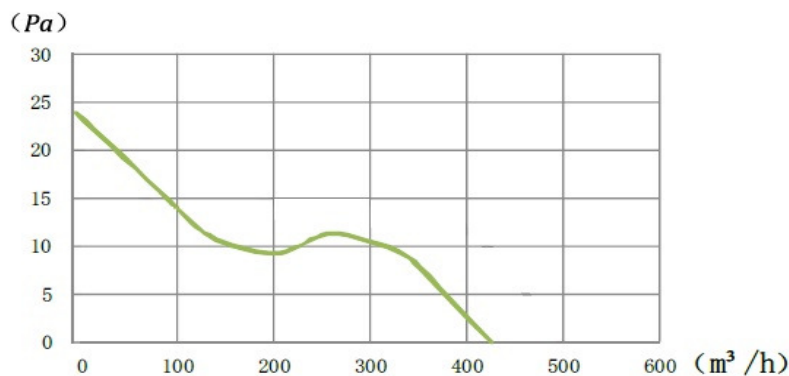
VF-I-100



VF-I-150



VF-I-200



DIMESNIONS (mm)

MODEL	D	L
VF-I-100	100	185
VF-I-150	150	185
VF-I-200	200	185

